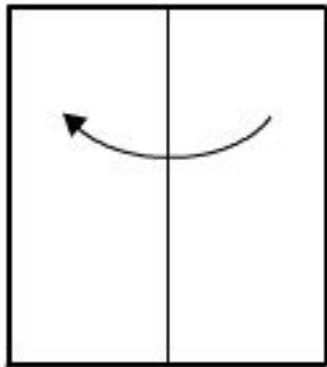


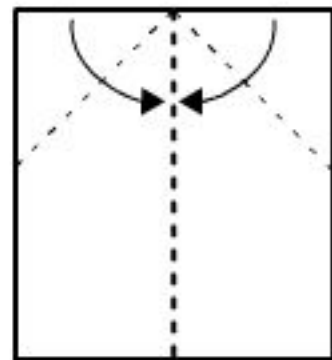
Airplane

Things Required : Rectangular colored paper.

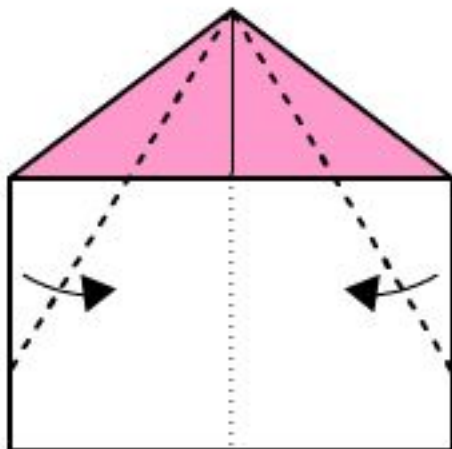
1. Fold the colored paper in half and then unfold it to create a crease.



2. Fold down the top corners together at the center line.



3. Fold the two edges together, as indicated by the arrows, to meet the center line.



4. Flip over.

