




## Dinosaur Mask:

Things Required :	Steps:	Coloring Tips:
<ul style="list-style-type: none"><li>• Stiff paper</li><li>• Color pencils/Crayons/Paint</li><li>• Scissors</li><li>• String/Elastic</li></ul>	<ul style="list-style-type: none"><li>• Print out or draw a dinosaur mask.</li><li>• Cut out the mask and the eye holes along the dotted lines.</li><li>• Color as directed.</li><li>• Punch a hole on either side of the mask. Tie a string through the holes.</li></ul>	<p>A.  Turquoise</p> <p>B.  Orange</p> <p>C.  Yellow</p>

