




Puppy finger puppet:

Things Required :	Steps:	Coloring Tips:
<ul style="list-style-type: none">• Scissors• Color pencils / Crayons• Stiff Paper	<ul style="list-style-type: none">• Print out or draw a puppet puppy.• Cut out the finger puppet and finger holes along the dotted lines.• Color as directed.	<ol style="list-style-type: none">1.  Pink2.  Yellow3.  Red

